

# CUSTOMIZED ACCESSORIES: THE FRONT 9

## ONE-PIECE CLEAR WINDSHIELD

With a contoured bottom designed to hug the front of the vehicle and seal out the elements, these high-impact clear and tinted windshields mount easily to provide a quiet, secure fit.



## SUNTOP MOUNTED INFORMATION CARD HOLDER

Pairing sheets, lunch specials, or course advertisements stay dry and visible with our UV coated, polycarbonate information card holders. Mounts easily to the sun top using a retaining bracket and quick-turn knobs.

## ONE-PIECE TINTED WINDSHIELD

With a contoured bottom designed to hug the front of the vehicle and seal out the elements, these high-impact clear and tinted windshields mount easily to provide a quiet, secure fit.



## CLUB COVER

A weather-resistant, marine-grade, 600D polyester fabric protects your golf clubs from the elements. Installs quickly and easily with no drilling or modifications to the ClimaGuard™ Suntop. Cover has a large rear window for unobstructed view and doesn't interfere with access to mounted accessories. Folds neatly out of the way when not in use. Can be special ordered in a variety of colors or custom embroidered.



## HOURLY METER

Helps you keep track of engine running time making fleet rotation and routine maintenance easier.



## FLEET NUMBERS

Our easy-to-read black numbers are set against a gold background fleet and made of UV-resistant material to help protect against wear and fading. They can be ordered in individual pairs or in pairs of sequentially numbered sets of 10.



## FOLD-DOWN CLEAR WINDSHIELD

With a contoured bottom designed to hug the front of the vehicle and seal out the elements, these high impact clear and tinted windshields have a flexible rubber hinge that allows the windshield to smoothly fold and lock in place.



## FOLD-DOWN TINTED WINDSHIELD

With a contoured bottom designed to hug the front of the vehicle and seal out the elements, these high impact clear and tinted windshields have a flexible rubber hinge that allows the windshield to smoothly fold and lock in place.



## OFF-BOARD TOW SYSTEM

Designed specifically for Yamaha, the Off-Board Tow System includes a Tow Bar that can be connected as needed to the Front Pivot Assembly and Rear Hitch which remain on the car.



# SPECIFICATIONS

## DIMENSIONS

OVERALL LENGTH	94.3 in (2395 mm)
OVERALL WIDTH	47.2 in (1200 mm)
OVERALL HEIGHT (w/ Suntop)	70.4 in (1789 mm)
OVERALL HEIGHT (w/o Suntop)	46.9 in (1190 mm)
WHEELBASE	64.6 in (1640 mm)
FRONT WHEEL TREAD	34.3 in (870 mm)
REAR WHEEL TREAD	38.6 in (980 mm)
MINIMUM GROUND CLEARANCE	4.3 in (109 mm)

## MOTOR / DRIVE TRAIN / POWER SUPPLY

MOTOR	Hitachi 48-volt high-efficiency, shunt wound motor with internal solid state tachometer
OUTPUT RATING	3.5 hp (2.6 kW) for 30 minutes
MOTOR CONTROL UNIT	Yamaha-built solid state microprocessor with high-efficiency MOSFET switching. 270 amp armature output, 20 amp field output
TRANSAXLE	EnduraDrive™ direct coupled transaxle equipped with high-precision helical gears, 12.49:1 drive axle ratio
BATTERIES	STANDARD: Six 8-volt Trojan T875 Batteries OPTIONAL: Eight 6-volt Trojan T105 Batteries
CHARGER	Yamaha-built automatic microprocessor-based high frequency switching-regulated charger with I.E.I. type charging profile, an industry first. 17 amp DC max output at 48 volts, 9.5 amp 120 volt AC. Underwriters Laboratories (U.L.) Listed. C.S.A. Certified

## CHASSIS

FRAME	HybriCore™ Chassis features a robotically welded automotive ladder-style frame mated to a polypropylene structural floor. Frame components are protected with a multi-step phosphate treatment, electro-deposition epoxy-based coating, and an electrostatically applied polyester/urethane powder topcoat
BODY	Custom-formulated thermoplastic olefin painted with a two-part top coat of high-luster automotive-grade polyurethane
STEERING	Self-compensating double reduction helical rack-and-pinion, permanently lubricated with sealed, greaseless tie-rod ends
FRONT SUSPENSION	Tru-Trak II™ fully independent automotive-style strut suspension
REAR SUSPENSION	Unit swing arm with coil springs over hydraulic shock absorbers
BRAKES	Maintenance-free internal transaxle disc brake
SEATING	Seamless, fabric-backed vinyl bonded to pure, virgin foam contoured seat cushions and mated to a warp and moisture-resistant polypropylene bottom, strengthened with plated steel inserts
BUMPERS	Front and rear 5 mph energy-absorbing bumpers

## PERFORMANCE

MAX FORWARD SPEED	15 mph (24 km/h)
MAX REVERSE SPEED	5 mph (8.1 km/h)
TURNING RADIUS	9.2 ft (2.8 m)

## GENERAL

DRY WEIGHT (with suntop / less batteries)	595 lbs (270 kg)
TIRE SIZE	18.00 x 8.50-8.00 (4-ply rating)
SEATING CAPACITY	2 persons
AVAILABLE PAINT COLORS	Glacier, Emerald, Garnet, Tanzanite, Moonstone Metallic, Onyx Metallic, Sandstone Metallic
AVAILABLE SEAT & SUNTOP COLOR	Stone

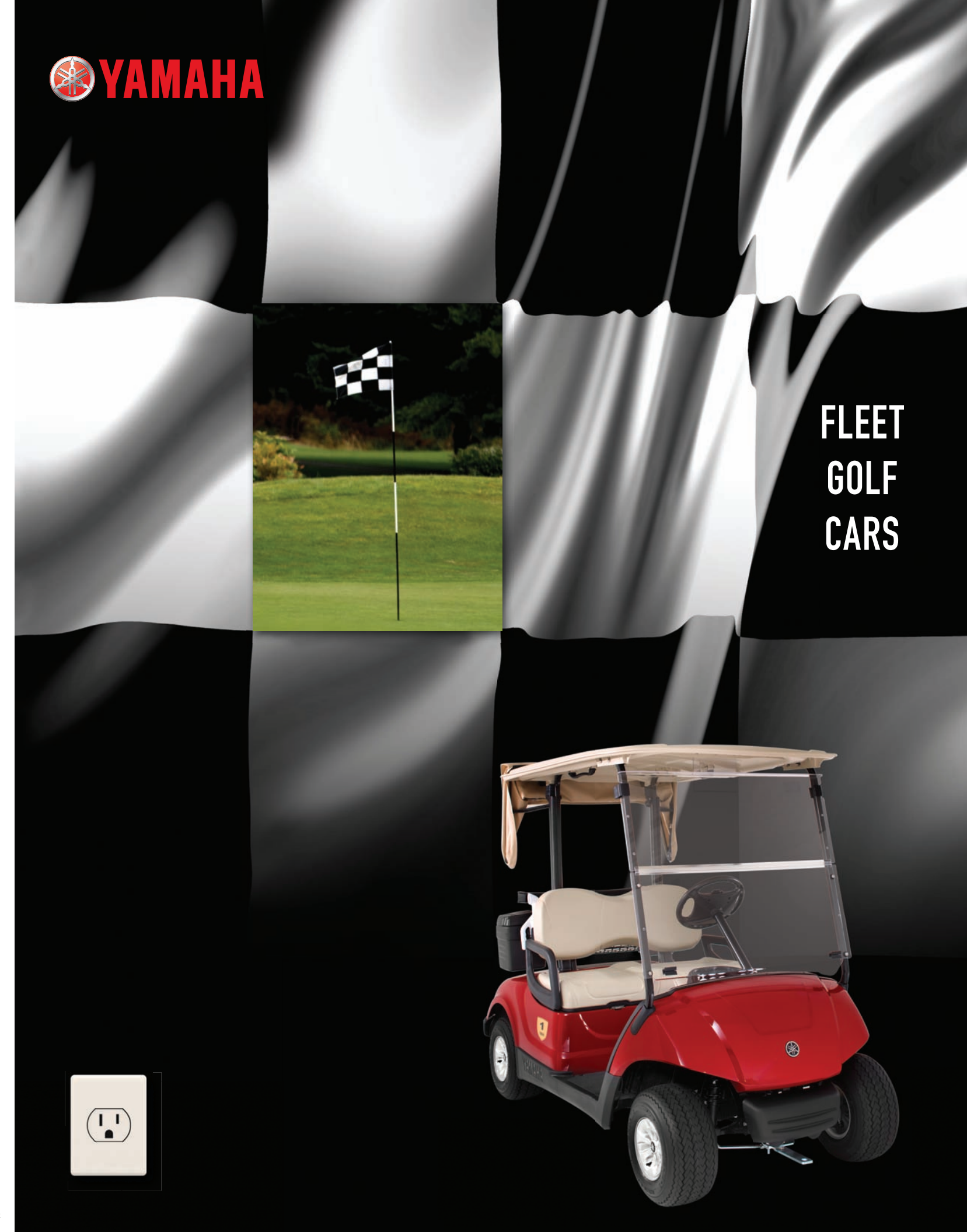
## WARRANTY

WARRANTY	Standard 4-year limited vehicle warranty
----------	--

Specifications subject to change without notice.

## CHOOSE YOUR COLOR

Your choice of seven lustrous colors, including 3 brilliant metallics.



FLEET  
GOLF  
CARS



1000 Highway 34 East  
Newnan, Georgia 30265  
1.866.747.4027  
www.yamahagolfcar.com





## CUSTOMIZED ACCESSORIES: THE BACK 9

### CLIMAGUARD TOP™ WITH DUAL GUTTERS

This top comes with a 360° double rain channel, clogproof downspouts and a wider, longer coverage area. You will stay dry. Keeping your ball dry is still up to you.



### LARGEST, MOST COMFORTABLE SEAT IN THE INDUSTRY

Deep, supportive contours provide unmatched comfort. The widest seat in the industry is designed to accommodate occupants of different heights and sizes. It's made of pure, supple foam bonded to a seamless, durable vinyl backed cover and its polypropylene seat base won't sag, rot or warp despite daily abuse and repeated washings.



### AUTOMOTIVE STYLE DASH

With four cup holders; a center storage area for wallets, cell phones, and personal items; six ball holders; six tee holders; and big, easy-to-clean storage compartments on each side, you may accidentally drive it home.



## BETTER GENETICS. BETTER PERFORMANCE.

From high performance motorcycles to wave slicing watercraft, Yamaha has a long proven history of success. From practical design to definitive performance, Yamaha golf cars are following down the same path. So take a test drive and you too will see how Yamaha is winning customers over all the way from the house to the clubhouse.



### POWERFUL 48-VOLT ELECTRIC MOTOR WITH REGENERATIVE BRAKING

3.5 horsepower of whisper quiet efficiency means you can go where you want to in a flash. And the latest in regenerative braking moderates downhill speed while recharging the batteries.



### ENDURADRIVE™ TRANSAXLE WITH INTERNAL DISC BRAKE TECHNOLOGY

Inspired by the Yamaha ATV, the internal wet disc brake eliminates the need for brake drums and shoes on the rear wheels which means you'll have longer brake life and less maintenance.



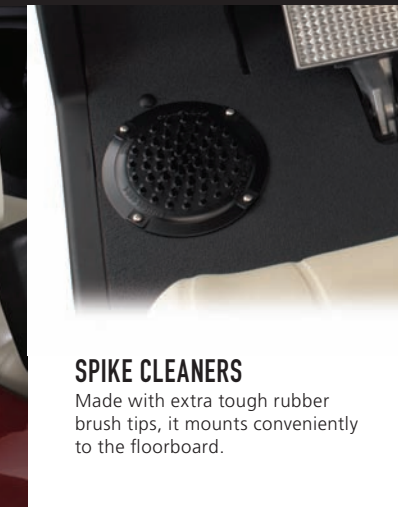
### HYBRICORE™ CHASSIS

To build something right, start with a solid base. It's why we mated an automotive, ladder-style, 100% robotically welded steel frame, protected by a multi-step paint process, to a polypropylene structural floor.



### SAND BOTTLE

Available with or without a handle, this high quality Sand Bottle can be mounted on the right or left side of the car.



### SPIKE CLEANERS

Made with extra tough rubber brush tips, it mounts conveniently to the floorboard.



### SAND BUCKET

This high quality Sand Bucket with hinged lid and scoop can be mounted on the right or left side of the car alongside the sand bottle.



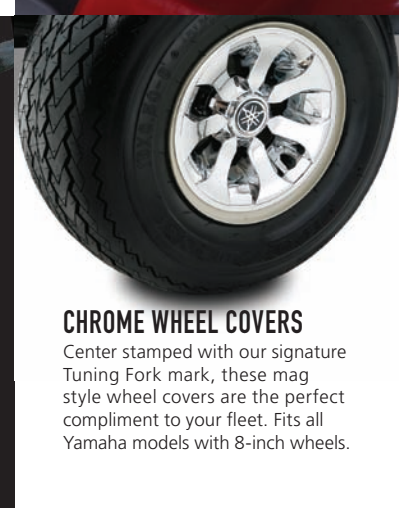
### SANDSTONE METALLIC WHEEL COVERS

Center stamped with our signature Tuning Fork mark, these mag style wheel covers are the perfect compliment to your fleet. Fits all Yamaha models with 8-inch wheels.



### PERSONAL ICE CHEST

Designed with a roto-molded, double wall construction and attached flip-up lid, six cans or four 16.9 oz. bottles with ice fit comfortably. Easily removed for portability, the chest mounts on the right or left side of the car.




### CHROME WHEEL COVERS

Center stamped with our signature Tuning Fork mark, these mag style wheel covers are the perfect compliment to your fleet. Fits all Yamaha models with 8-inch wheels.



### GOLF CLUB AND BALL WASHER

Easily installed, this high quality Club and Ball Washer can be mounted on the right or left side of the car alongside the sand bottle.



### SILVER METALLIC WHEEL COVERS

Center stamped with our signature Tuning Fork mark, these mag style wheel covers are the perfect compliment to your fleet. Fits all Yamaha models with 8-inch wheels.



### BATTERY ENERGY GAUGE

Your batteries state-of-charge is always visible with this dash mounted LED display.

### YOUR CHOICE OF BATTERY CONFIGURATIONS

Depending on your needs, we've got you covered. For most fleet applications we recommend six 8-volt Trojan T875 batteries that are dependable and less expensive to maintain. Extended range courses can select eight 6-volt Trojan T105 batteries which provide approximately 30% more range and an extended life due to a lower depth of discharge.



THE DRIVE®